

Submitting and Retrieving a Form D via the ASEAN Single Window (ASW) in International Connectivity Service (ICS)

Last Revised: Dec 2024



Guidelines on the Submission and Retrieval of a Form D to and from an ASEAN Member State (AMS) via the ASEAN Single Window Gateway in International Connectivity Service (ICS)

Please take note of the following before proceeding.

- The TradeNet Frontend screenshots shown in this document are for reference only as they are extracted from the Government TradeNet Frontend Application which may differ from the solutions provided by commercial TradeNet Frontend Solution Providers. In the event you are unable to locate or provide the required information in a specific declaration field, please liaise directly with your Frontend Solution Provider.
- The ICS screenshots shown in this document are for reference only as they are extracted from the pre-release environment and may deviate from that in post-release/production environment.
- The exporter and their authorised declaring agents **must have a Network Trade Platform (NTP) account** for the electronic submission and retrieval of e-ATIGA Form D. For more information on how to register for an NTP account, please refer to www.ntp.gov.sg > Support > Register an NTP Account.
- You are advised to comply with the guidelines provided.
- Singapore Customs shall not be held liable for any mismatch of information between the hard copy print out of the e-ATIGA Form D and the e-ATIGA Form D stored in the System due to any non-compliance or non-action on the part of the entities concerned.

1. Live Operation of the ASEAN Single Window (ASW)

Under the live operation of the ASW, participating companies of the ASW have the option to electronically transmit via the ASW Gateway, any of their Form Ds intended for an exchange-ready AMS. It is the common goal of all ASEAN Member States to cease the printing of hard copy Form D and for businesses to move towards full transmission of Form D in ASW by end 2023. The transmitted Form D, referred to as ATIGA e-Form D, will be recognised by the importing customs authority for preferential tariff treatment. Only in the event when the ASW is down due to technical glitches, will hard copy Form D be printed and made available for collection at the usual Preferential Certificate of Origin Printing Centres.

As of 24 Apr 2023, the following AMS have commenced the live operation of the ASW:

- Brunei Darussalam
- Cambodia
- Indonesia
- Laos
- Malaysia
- Myanmar
- Singapore
- The Philippines
- Thailand
- Viet Nam

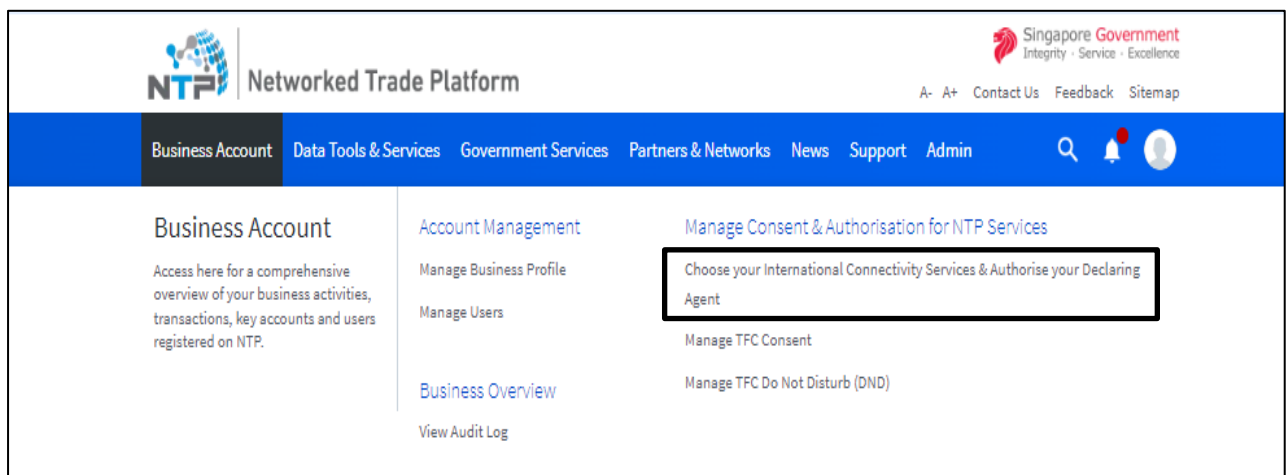
As a participating company, you have the option to select, in NTP, the specific Form D you would like to transmit electronically to a participating AMS. You are required to ensure that the Form D you wish to transmit electronically to the importing AMS contains the necessary information.

2. Registering to be a Participating Company

The exporter is to log in to NTP at www.ntp.gov.sg and access the Exporter-DA Form by clicking on > "Government Services" to search and complete the "Choose your International Connectivity Services & Authorise your Declaring Agent" form

After having obtained the permission of your declaring agents, the exporter may add the UEN of the declaring agents whom you had authorised to transmit ATIGA e-Form D via the ASW to the importing country Customs authorities, on your company's behalf. Do note that the same declaring agent transmitting the ATIGA e-Form D must also have declared the specific Form D in TradeNet.

After submitting the form, the details will be auto registered in the system.



3. Form D Application via TradeNet Frontend

Please minimally provide the following information under the "Certificate Item Description" field when you submit your Form D application via your TradeNet Frontend Solution, especially if you intend to subsequently transmit the Form D electronically:

- a. For all Form D applications
 - Product description
 - Name of manufacturer
 - Trademark, if any
 - HS code of importing country
 - Package type *aka* type of packages (code)*
 - Number of packages
 - Package material (code)*

(* - the code is to be in accordance with [UN/ECE Recommendation No. 21](#))

- b. For Form D applications where the invoice(s) specified on the Form D is(are) issued by a company in a third country
- Name of company issuing the third country invoice
 - Country of company issuing the third country invoice

Certificate Item	
<u>Cert Item Description:</u>	<div style="border: 1px solid red; padding: 5px;">* POLYESTER (PRIMARY FORM) MANUFACTURER : ARMSTRONG INDUSTRIAL CORP TYPE OF PACKAGES: IH PACKAGE MATERIAL: IH</div>
Cert Item Qty:	<input type="text" value="5000"/> <input type="text" value="KGM"/> <input style="border: none; background-color: #ccc; padding: 2px 5px;" type="button" value="?"/>
Cert Item Value:	<input type="text" value="25000"/>
Origin Criterion Rules:	* <input type="text" value="CTH"/> <input type="text"/> <input type="text"/>
HS Code:	<input type="text"/>
Content Percent:	<input type="text"/>
Manufacturing Cost Date:	<input type="text" value="01/09/2015"/> <input style="border: none; background-color: #ccc; padding: 2px 5px;" type="button" value="📅"/> (dd/mm/yyyy)

Additionally, please ensure that all Form D-relevant fields, including “*Transport identifier*”, “*Conveyance Reference Number*”, “*Marks and Numbers*” and “*Invoice Number*” are duly provided in your Form D application. The “*Conveyance Reference Number*” shall be specified in your application, regardless of the transport mode.

4. Adjustments required for updating the Approved Form D in ICS before Electronic Transmission

You must access ICS and make adjustments to the approved Form D before submitting it for electronic transmission. These adjustments are necessary as the additional information provided are helpful to the customs authorities in the importing AMS to verify the physical goods with the e-ATIGA Form D in a timely manner and shorten the goods’ time-to-market, potentially through faster Customs clearance.

This is how you should carry out the aforementioned steps. Log in to www.ntp.gov.sg and select Government Services > ATIGA e-Form D. You will be directed to the outbound page “ATIGA Form D (SG to AMS)” page. Please do a search for the approved Form D that you would like to transmit electronically. Before submitting the Form D for electronic submission, please update it with the required inputs via the steps outlined in **Annex A**.

5. Amendments and Cancellations

No amendments can be made once the ATIGA e-Form D is transmitted. Any amendments to the details on an electronic Form D shall be made by applying for a new Form D via TradeNet®.

If the Form D was applied in a single TradeNet declaration with the export permit and the details to be amended is under an amendable field, you may amend it online via TradeNet Frontend and a new Form D will be issued. You may then transmit the new Form D electronically by following the steps outlined in **Annex A**.

Otherwise, or if the Form D was applied as a standalone TradeNet declaration (e.g. as a “pure CO”), please submit a new standalone TradeNet declaration with the amendments indicated.

In either case, previous Form D replaced by the new Form D is to be cancelled by filling in the [FormSG](#).

Should you wish to cancel an electronic Form D that has been successfully transmitted to the importing country, similar cancellation procedures apply by the submission of the [FormSG](#).

Please submit the request for cancellation within 7 days of the transmission of the new electronic Form D to the importing details so that we may communicate the cancellation to the authorities of the importing country in a timely fashion to prevent any delays in the importing country.

6. Retrieving Form D sent from AMS to Singapore in ICS

You can retrieve the ATIGA e-Form D sent from another AMS to you via ICS. Log in to www.ntp.gov.sg and select Government Services > ATIGA e-Form D. Click on “Inbound Enquiry” > “ATIGA Form D (AMS to SG)” and fill in all the fields to do a search for the ATIGA e-Form D received. The steps are outlined in [Annex B](#).

7. Transmission Status of ATIGA e-Form D

SG to AMS (Outgoing e-ATIGA Form D)		
Transmission Status	Document Status	Remarks
-	Pending Submission	Draft, pending adjustments and submission by the exporter/DA
In Progress	Submitted	Transmission to AMS is in progress
Success	Submitted	Transmission to AMS is successful
	Cancelled	Transmission is successful and the Form D is cancelled
Failure	Submitted	Submission is rejected by the system of the importing AMS

AMS to SG (Incoming ATIGA Form D)		
Internet Transmission Status	Internet Document Status	Remarks
Success	Received	Received by Singapore Customs
	Processed	Received by Singapore Customs
	Cancelled	Cancelled

8. Contact Us

If you require any assistance about the electronic transmission of your Form D, please contact us.

- Ms Amanda Ng OR Ms Lam Yi Xin

Email: customs_roo@customs.gov.sg

Annex A: Step-by-Step Guide in submitting Form D via ICS (Outgoing ATIGA e-Form D (SG to AMS))

Step 1

Go to [Networked Trade Platform \(NTP\)](#) and log in via Singpass.

The screenshot shows the Networked Trade Platform (NTP) homepage. The header includes the NTP logo, the text 'Networked Trade Platform', and the Singapore Government logo with the tagline 'Integrity · Service · Excellence'. Navigation links include 'Get Started', 'Data Tools & VAS', 'Government Services', 'Partners & Networks', 'News', 'Support', and 'Sign in / Register'. The main banner features the text 'THE OFFICIAL LAUNCH OF NTP' and a quote from the Minister of Finance, Heng Swee Keat, announcing the launch. A 'LEARN MORE' button is present. Below the banner are three sections: 'Data Tools & VAS', 'Partners & Networks', and 'Government Services', each with an icon and a brief description.

Step 1(a)

Select “Government Services” > “ATIGA e-Form D”.

The screenshot shows the 'Government Services' page on the NTP. The header includes the NTP logo, the text 'Networked Trade Platform', and the Singapore Government logo. The navigation bar includes 'Business Account', 'Data Tools & Services', 'Government Services', 'Partners & Networks', 'News', 'Support', and 'Admin'. The main content area is divided into four columns of services. The 'ATIGA e-Form D' link is highlighted with a red box.

Government Services	E-Services	Personal Effects	Downloadable Form (to be submitted via NTP)
These are the government services available on NTP.	ASEAN Customs Transit System/Declaration Document	Import Personal Effects	Apply for Certificate of Free Sale
	Certificate Of Origin	Personal Effect Status Enquiry	
	Chemical Weapons Convention	Code Search and Certificate of Origin Verification	Other Customs Forms & Service
	Customs' Schemes, Permit & Licences	Search for HS/CA Product Code	Customs Forms & Service Links
	Import/Export/Transshipment	Search for Country/Port Code	
	Registration Forms	Verify Certificate of Origin	
	Strategic Goods Control	Government VAS	
	Voluntary Disclosures, Statements and Document Submissions	Browse Government VAS	
	Others		
	International Connectivity		
	Container Track and Trace Service		
	ASEAN Customs Declaration Document (ACDD)		
	ATIGA e-Form D		

Step 1(b)

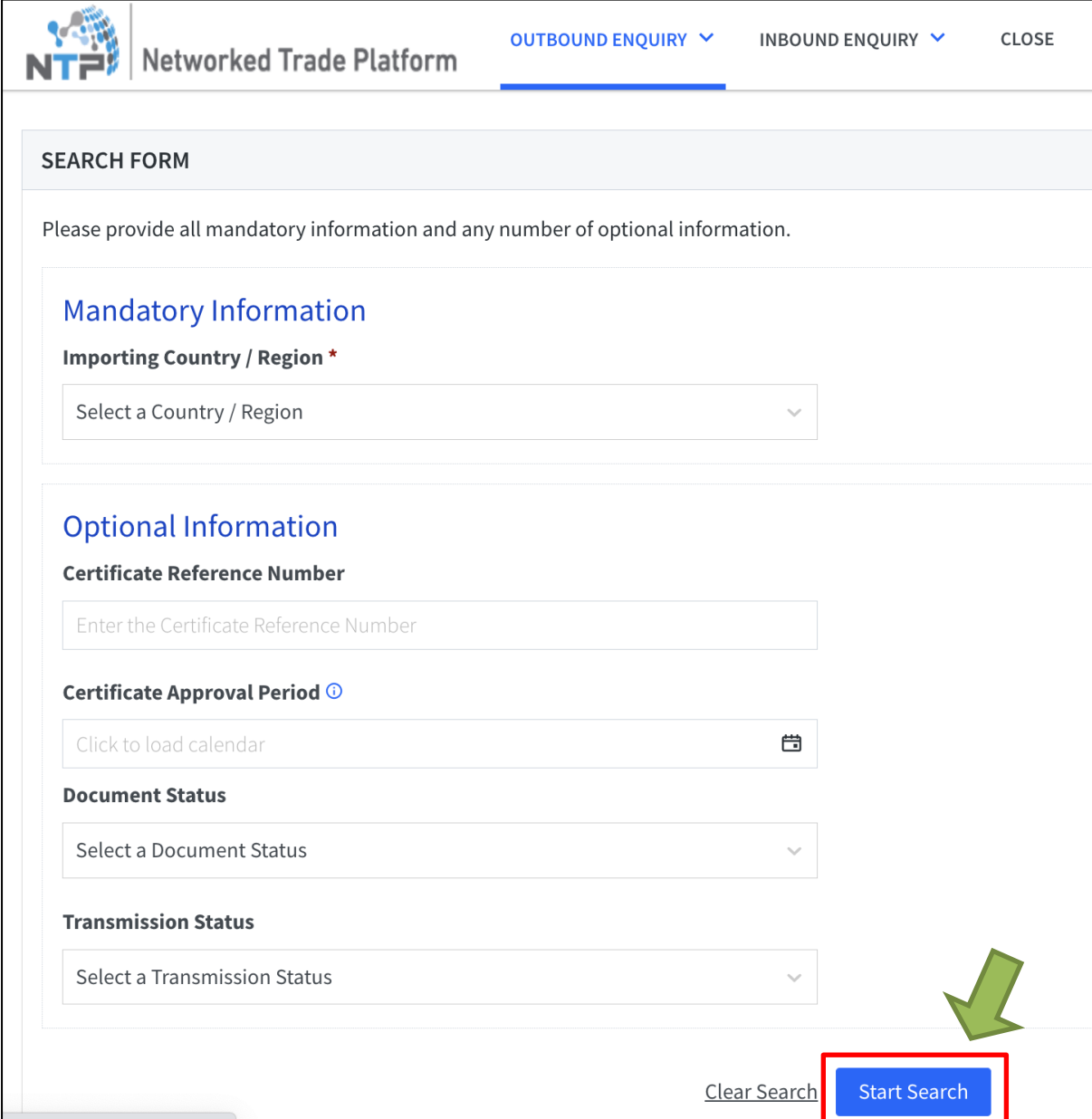
You will be directed to ICS ATIGA e-Form D landing page as shown below. The Outbound Enquiry screen will be shown by default.

The screenshot shows the landing page for the ATIGA Form D (SG to AMS) Enquiry. At the top, there is a header for 'A Singapore Government Agency Website' and the 'Networked Trade Platform' logo. Navigation links for 'OUTBOUND ENQUIRY', 'INBOUND ENQUIRY', and 'CLOSE' are visible. The main heading is 'ATIGA Form D (SG to AMS) Enquiry'. Below this is a 'SEARCH FORM' section with a prompt: 'Please provide all mandatory information and any number of optional information.' Under 'Mandatory Information', there is a dropdown menu for 'Importing Country / Region *' with the text 'Select a Country / Region' and a downward arrow.

Step 2

There are several search fields to be keyed in. Selecting the **Importing Country/Region** is mandatory. You may also key in the Optional Information to narrow down your search results, if preferred.

Once done, click on “Start Search”.



NTP Networked Trade Platform OUTBOUND ENQUIRY ▾ INBOUND ENQUIRY ▾ CLOSE

SEARCH FORM

Please provide all mandatory information and any number of optional information.

Mandatory Information

Importing Country / Region *

Select a Country / Region ▾

Optional Information

Certificate Reference Number

Enter the Certificate Reference Number

Certificate Approval Period ⓘ

Click to load calendar 📅

Document Status

Select a Document Status ▾

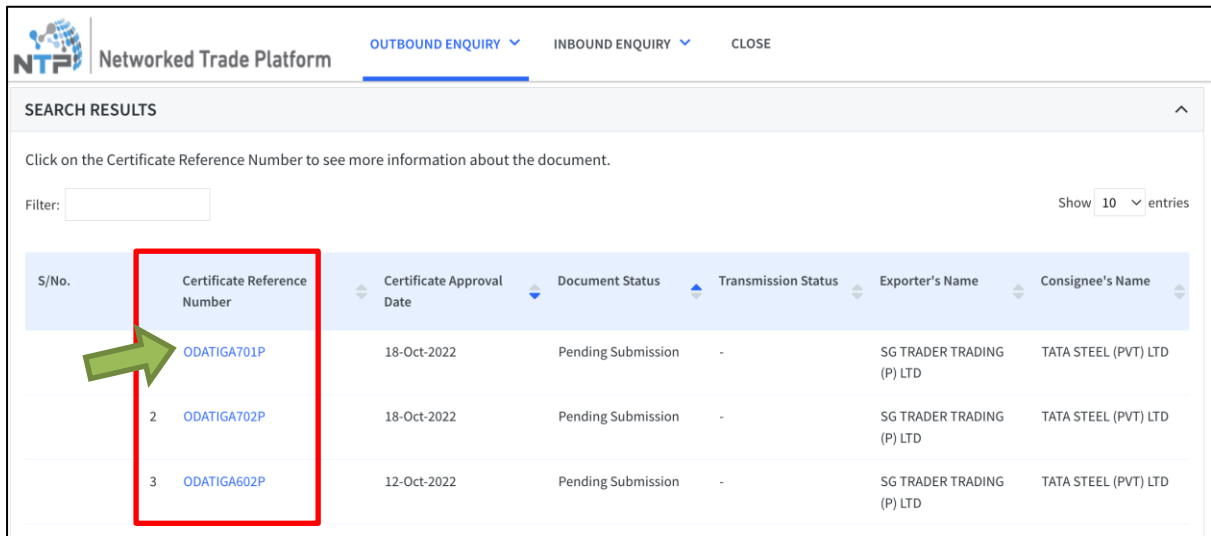
Transmission Status

Select a Transmission Status ▾

[Clear Search](#) Start Search

Step 3

At the search results page, retrieve and select the specific approved Form D that you intend to transmit electronically. Click on the Certificate Reference Number that you intend to transmit



SEARCH RESULTS

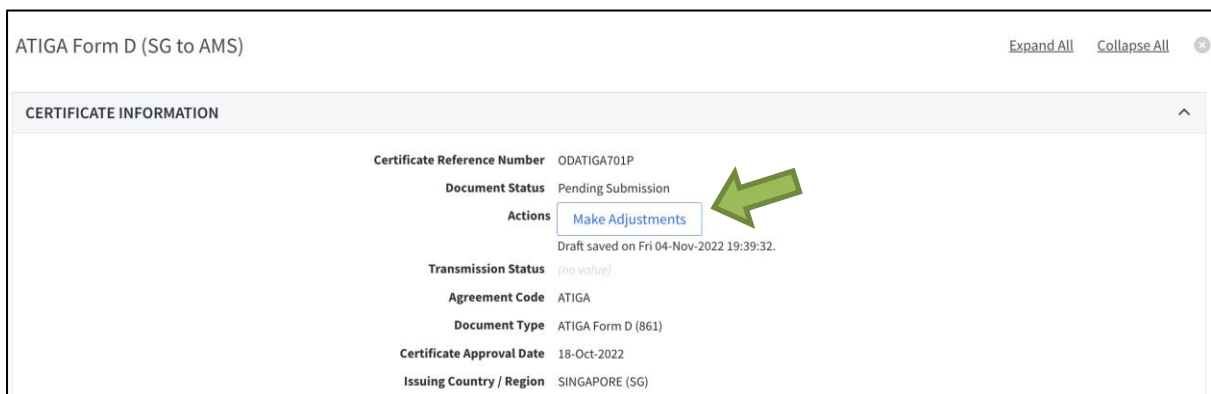
Click on the Certificate Reference Number to see more information about the document.

Filter: Show 10 entries

S/No.	Certificate Reference Number	Certificate Approval Date	Document Status	Transmission Status	Exporter's Name	Consignee's Name
1	ODATIGA701P	18-Oct-2022	Pending Submission	-	SG TRADER TRADING (P) LTD	TATA STEEL (PVT) LTD
2	ODATIGA702P	18-Oct-2022	Pending Submission	-	SG TRADER TRADING (P) LTD	TATA STEEL (PVT) LTD
3	ODATIGA602P	12-Oct-2022	Pending Submission	-	SG TRADER TRADING (P) LTD	TATA STEEL (PVT) LTD

Step 4

Click on the “Make Adjustments” button.



ATIGA Form D (SG to AMS) [Expand All](#) [Collapse All](#)

CERTIFICATE INFORMATION

Certificate Reference Number	ODATIGA701P
Document Status	Pending Submission
Actions	Make Adjustments
	Draft saved on Fri 04-Nov-2022 19:39:32.
Transmission Status	(no value)
Agreement Code	ATIGA
Document Type	ATIGA Form D (861)
Certificate Approval Date	18-Oct-2022
Issuing Country / Region	SINGAPORE (SG)

You may “Save Draft” any time after this step and can re-access the draft to make any further changes.

Step 5

You will be directed to the adjustments page where you can key in details of the Form D before submitting it for electronic transmission.

Submit ATIGA Form D

INFORMATION REQUIRED FOR SUBMISSION

Please complete all mandatory (*) information.

Certificate Reference Number: ODATIGA701P

Progress

Transport Details | Item Details | Category Code | Previous Proof of Origin | Exhibition | Third Party / Country Invoicing

Please complete all mandatory (*) information.

Transport Mode

1 - BY SEA

Transport Identifier ⓘ

OUT VESSEL

[Reset Form](#) [Save Draft](#) [Next](#)

Step 6

If the Out Transport Mode selected in the approved Form D application = “Road” and the Outward Transport Identifier is empty, indicate a Transport Identifier (i.e. “BY TRUCK”, if applicable).

Please specify the exact Port Code under “Port of Discharge” if you had declared “Other Ports” in your Form D application submitted via TradeNet®. For example, specifying THBKK if you had declared THZZZ.

Progress

Transport Details | Item Details | Category Code | Previous Proof of Origin

Please complete all mandatory (*) information.

Transport Mode

1 - BY SEA

Transport Identifier ⓘ

OUT VESSEL

Port Code ⓘ *

IDJPU

Port Name

Enter the Port Name

Step 7


You may provide the following information in the applicable field under “Item Information” for each of your items by click the button under the **Action** column:

- HS code of Importing Country
- Package Type (code)*
- Package Quantity
- Package Material (code)*
- Net Weight
- Net Weight Unit *
- Gross Weight
- Gross Weight Unit*
- Other Quantity
- Other Quantity Unit*


(* - Refer to the Excel file in the same webpage as this guidebook for the specific list of codes to be used for each field.)


Progress

Transport Details | **Item Details** | Category Code | Previous Proof of Origin | Exhibition | Third Party / Country Invoicing

Click on  to edit the corresponding row of information.

Filter: Show 10 entries

S/No.	Description of Goods	HS Code	Package Type	Package Quantity	Package Material	Net Weight	Net Weight UOM	Gross Weight	Gross Weight UOM	Other Quantity	Other Quantity UOM	Action
1	251 ARIES GOLD WATCHES (INCLUDING 251 ARIES GOLD WATCH BOXES AND	64033453	-	-	-	-	-	100	MAM	100	MAM	



The details in the following fields will be mapped from the information in your Form D application submitted via TradeNet®. Please amend the information, where necessary.

- HS code of Importing Country
 - Mapped from the information provided in “Item HS Code”.
 - Please amend the field to reflect the HS code of the importing country.
 - This information shall also be specified under the “Certificate Item Description” field of the TradeNet declaration for your Form D application.
- Goods Description
 - Mapped from the information provided in “Certificate Item Description”, or “Item Description” if the information is not provided in the former field.
 - You are advised not to make any amendment to the information declared in the field as the Form D is printed based on your original declaration.

- Gross Weight and Gross Weight Unit
 - Mapped from the information provided in the “Certificate Item Quantity – UOM”, or “Item HS Quantity – UOM” if the information is not provided in the former.
 - If the quantity provided earlier is not for the gross weight of the item, please remove the information accordingly and declare it under the “Other Quantity” and “Other Quantity Unit” fields instead.

Units of Measurements (UOM) transmitted via the electronic Form D must follow the UN/ECE Codes provided. Otherwise, it may lead to the Form D being rejected by the importing country and may lead to delays at the importing country.

Step 7a


Click “Update Item” to effect the changes.

Edit Item Details

ITEM INFORMATION

Please complete all mandatory (*) information. Either Gross Weight ¹ or Other Quantity ² information should also be provided.

Description of Goods *




HS Code *

Package Type

Package Quantity

Package Material

[Cancel](#)



Step 8

Progress

Transport Details | Item Details | **Category Code** | Exhibition | Third Party / Country Invoicing

Please select the categories as applicable.

Category

Accumulation De Minimis Drawback Exhibition

Third Party / Country Invoicing

Category (Locked) ⓘ

Back-to-Back CO Issued Retroactively Partial Cumulation

[Reset Form](#) [Save Draft](#) [Previous](#) [Next](#)

Mark the following checkboxes under “Category Code” as applicable:

- “Accumulation” – if the accumulation rule was applied in the computation of the Regional Value Content or Change in Tariff Classification (CTC) status of the product.
- “Exhibition” – if the goods are sent for exhibition in another country and subsequently sold during or after the exhibition for importation into a participating AMS.
- “De Minimis” – if the “de minimis” rule was applied. Applies only to goods qualifying via a CTC criterion.
- “Drawback” – This category is currently **not applicable**.
- “Third-Country Invoicing” – if the invoice(s) specified on the Form D is(are) issued by a company in a third country.

The following checkboxes will be auto-marked by the system, as applicable:

- “Back-to-Back CO” – if the Certificate Type is “17”.
- “Issued Retroactively” – if the approval date of the Form D is after the departure date.
- “Partial Cumulation” – if the Form D is intended for partial cumulation only i.e. the origin criterion is specified as “PC XXX%”.


Please ensure that the relevant checkboxes are also marked accordingly on the physical Form D issued.

Click **Next**.

Step 9 (Only applicable for Back-to-Back CO application)

Progress

Transport Details | Item Details | Category Code | **Previous Proof of Origin** | Exhibition | Third Party / Country Invoicing

Click on  to edit or delete the corresponding row of information.

Filter: Show entries

S/No.	Proof of Origin Reference Number	Type Code	Issuance Date	Action
No data available in table				

Showing 0 to 0 of 0 entries Previous Next

[Add Previous Proof of Origin](#)

[Reset Form](#) [Save Draft](#) [Previous](#) [Next](#)

Select **“Add Previous Form D”** if the check box for **“Back-to-Back CO”** is marked under **“Category Code”**.

- **“Proof of Origin Reference No.”**
 - Indicate the reference number of the original Proof of Origin issued by originating country.
- **“Type Code”**
 - Indicate the type of origin declaration the reference no. is referring to (i.e. **“ATIGA Form D”** or **“ATIGA ASEAN Wide Self Certification Declaration Document”**).
- **“Issuance Date”**
 - Indicate the issuance date of original Proof of Origin issued by originating country.

Add New Previous Proof of Origin

Please complete all mandatory (*) information.

PREVIOUS PROOF OF ORIGIN INFORMATION

Proof of Origin Reference Number *

Type Code *

Issuance Date *

[Cancel](#) [Add Previous Proof of Origin](#)

Step 10 (Only applicable for “Exhibition” application)

Provide the following information under “Exhibition Party” if the checkbox for “Exhibition” is marked under “Category Code”:

- Name of exhibitor
- Address of exhibitor

The screenshot shows a progress bar with five steps: Transport Details, Item Details, Category Code, Previous Proof of Origin, and Exhibition. The Exhibition step is currently active. Below the progress bar, there is a prompt: "Please complete all mandatory (*) information." The form contains two text input fields: "Exhibitor' s Name *" with the value "TATA STEEL (PVT) LTD" and "Exhibitor' s Address *" with the value "JI RAYA KALIMALANG LAMPIRI 40". At the bottom right, there are four buttons: "Reset Form" (text), "Save Draft" (blue), "Previous" (blue), and "Next" (blue).

Step 11 (Only applicable for “Third-Country Invoice” application)

Provide the following information under “Third-Country Invoice” if the checkbox for “Third-Country Invoicing” is marked under “Category Code”:

- Name of the company issuing the third-country invoice
- Country/Region of the company issuing the third-country invoice

The above information shall also be specified under the “Certificate Item Description” field of your Form D application submitted in TradeNet (please refer to Section 3 in page 2 for details).

The screenshot shows a progress bar with six steps: Transport Details, Item Details, Category Code, Previous Proof of Origin, Exhibition, and Third Party / Country Invoicing. The Third Party / Country Invoicing step is currently active. Below the progress bar, there is a prompt: "Please complete all mandatory (*) information." The form contains two text input fields: "Issuing Company *" with the value "Overseas Company Pte Ltd" and "Issuing Party / Country *" with the value "CA - CANADA". At the bottom right, there are four buttons: "Reset Form" (text), "Save Draft" (blue), "Previous" (blue), and "Submit Adjustments" (blue).

Step 12

Click on **“Submit Adjustments”**. You will be able to review the changes you have made before selecting **“Confirm”** at the bottom of the page to transmit the Form D electronically. Thereafter, a page will show that the Form D has been successfully submitted.

Submit Adjustments [Expand All](#) [Collapse All](#) ✕

Please review the following information and confirm your submission.

CERTIFICATE INFORMATION ^

Certificate Reference Number ODATIGA701P


TRANSPORT DETAILS ^

Transport Mode 1 - BY SEA
Transport Identifier OUT VESSEL
Port Code IDJPU
Port Name *(no value)*

ITEM DETAILS ^

Filter:

Show 10 entries

[Back](#) Confirm 

INTERNATIONAL CONNECTIVITY: PREFERENTIAL CERTIFICATE OF ORIGIN (CO) / ATIGA FORM D (SG TO AMS) ENQUIRY / SUBMIT ATIGA FORM D

Submit ATIGA Form D

OUTCOME ^

Certificate ODATIGA701P has been successfully submitted. ✕

[Back to Search Results](#)

Step 13

You may do a search for the Form D reference number again to download the PDF copy of the Form D.

ATIGA Form D (SG to AMS) [Expand All](#) [Collapse All](#) ⊕

CERTIFICATE INFORMATION ^

Certificate Reference Number ODATIGA701P
Document Status Submitted
Actions [Make Adjustments](#)
Transmission Status In Progress
Agreement Code ATIGA
Document Type ATIGA Form D (861)
Certificate Approval Date 18-Oct-2022
Issuing Country / Region SINGAPORE (SG)
Category

- PCL - Partial Cumulation
- IRA - Issued Retroactively
- EXH - Exhibition
- TCI - Third-Country Invoicing
- DRW - Drawback

Last Updated Date (no value)
Last Updated By (no value)

[Back](#) [Print Certificate](#)

Step 14

You may access the Form D via Steps 1 to 3 again to view the status of the electronic transmission under “Transmission Status”. Please note that the updates shown will be based on that received from the importing AMS.

NTP | Networked Trade Platform [OUTBOUND ENQUIRY](#) [INBOUND ENQUIRY](#) [CLOSE](#)

SEARCH RESULTS ^

Click on the Certificate Reference Number to see more information about the document.

Filter: Show entries

S/No.	Certificate Reference Number	Certificate Approval Date	Document Status	Transmission Status	Exporter's Name	Consignee's Name
1	20236000073	27-Mar-2023	Submitted	Success	THE ODYSSEY111	STAR
2	20236000063	21-Mar-2023	Submitted	Success	THE ODYSSEY111	STAR
3	20236000052	08-Mar-2023	Submitted	Success	THE ODYSSEY111	STAR
4	20236000042	13-Feb-2023	Submitted	Success	THE ODYSSEY111	STAR

In the case where an electronic Form D has been successfully received by the National Single Window of the importing AMS, the transmission status would be updated from “In progress” to “Success”. Please allow up to 24 hours for the status to be updated accordingly.

Annex B: Step-by-Step Guide in retrieving ATIGA e-Form D via ICS (Incoming ATIGA e-Form D (AMS to SG))

Step 1

Go to [Networked Trade Platform \(NTP\)](#) and log in via Singpass.

Networked Trade Platform

Singapore Government
Integrity · Service · Excellence

A- A+ Contact Us Feedback Sitemap

Get Started Data Tools & VAS Government Services Partners & Networks News Support

Sign in / Register

THE OFFICIAL LAUNCH OF NTP

Minister of Finance, Heng Swee Keat, officially launches the Networked Trade Platform.

[LEARN MORE](#)

Data Tools & VAS

Sign-in now to discover data tools to manage your documents. To start exploring value-added services (VAS) for your business today, click [here](#).

Partners & Networks

Stay tuned for networking features to engage the industry, expand your connections, and discover new business opportunities. [Sign in and search for partners now.](#)

Government Services

Manage all your trade related matters with Singapore Customs through Government Services. Find out more about Customs forms and TradeNet® eServices [here](#).

Step 1(a)

Select “Government Services” > “ATIGA e-Form D”.

Networked Trade Platform

Singapore Government
Integrity · Service · Excellence

A- A+ Contact Us Feedback Sitemap

Business Account Data Tools & Services **Government Services** Partners & Networks News Support Admin

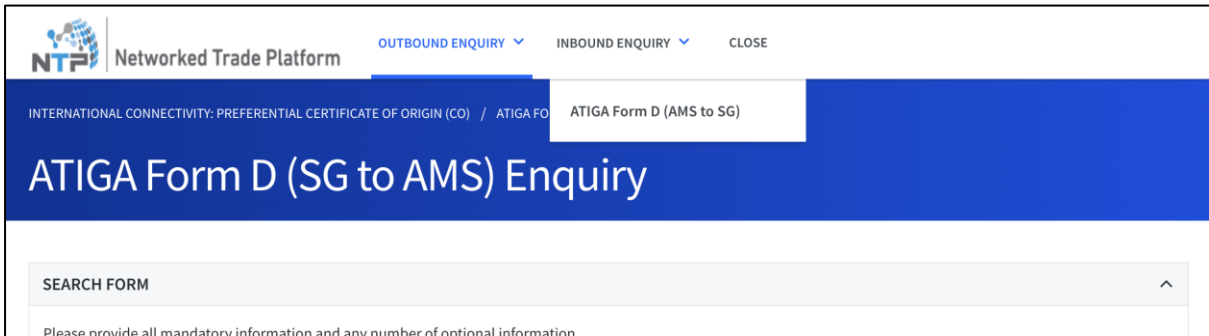
Government Services

These are the government services available on NTP.

- E-Services
 - ASEAN Customs Transit System/Declaration Document
 - Certificate Of Origin
 - Chemical Weapons Convention
 - Customs' Schemes, Permit & Licences
 - Import/Export/Transshipment
 - Registration Forms
 - Strategic Goods Control
 - Voluntary Disclosures, Statements and Document Submissions
 - Others
- International Connectivity
 - Container Track and Trace Service
 - ASEAN Customs Declaration Document (ACDD)
 - ATIGA e-Form D**
- Personal Effects
 - Import Personal Effects
 - Personal Effect Status Enquiry
- Code Search and Certificate of Origin Verification
 - Search for HS/CA Product Code
 - Search for Country/Port Code
 - Verify Certificate of Origin
- Government VAS
 - Browse Government VAS
- Downloadable Form (to be submitted via NTP)
 - Apply for Certificate of Free Sale
- Other Customs Forms & Service
 - Customs Forms & Service Links

Step 2

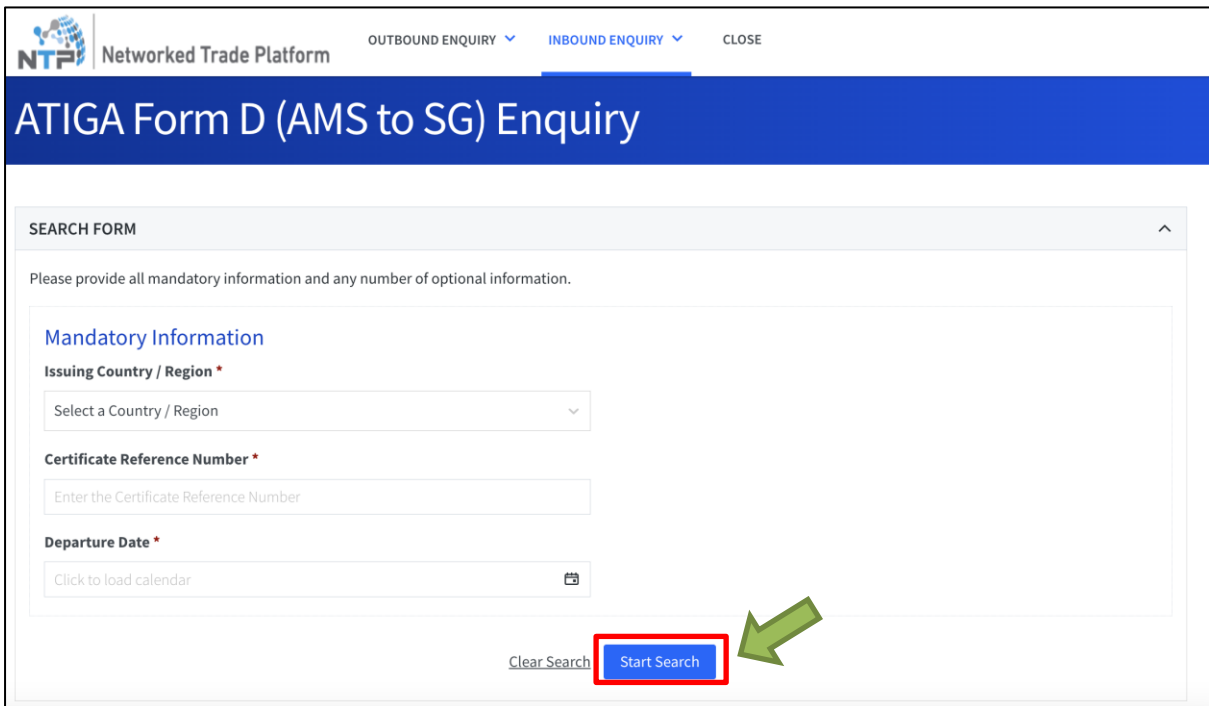
Select “Inbound Enquiry” > “ATIGA Form D (AMS to SG)”.



The screenshot shows the Networked Trade Platform (NTP) interface. At the top, there are navigation tabs for "OUTBOUND ENQUIRY", "INBOUND ENQUIRY", and "CLOSE". Below the navigation, the breadcrumb path is "INTERNATIONAL CONNECTIVITY: PREFERENTIAL CERTIFICATE OF ORIGIN (CO) / ATIGA FORM D (AMS TO SG)". The main heading is "ATIGA Form D (SG to AMS) Enquiry". Below the heading is a "SEARCH FORM" section with a placeholder text: "Please provide all mandatory information and any number of optional information."

Step 3

Key in **all** the Mandatory Information in the Search Form “Issuing Country / Region”, “Certificate Reference Number” and “Departure Date” and click on “**Start Search**”.



The screenshot shows the Networked Trade Platform (NTP) interface with the search form expanded. The heading is "ATIGA Form D (AMS to SG) Enquiry". The search form is titled "SEARCH FORM" and contains the following fields:

- Mandatory Information**
 - Issuing Country / Region ***: A dropdown menu with the text "Select a Country / Region".
 - Certificate Reference Number ***: A text input field with the placeholder "Enter the Certificate Reference Number".
 - Departure Date ***: A date picker field with the text "Click to load calendar" and a calendar icon.
- Clear Search**: A link to clear the search.
- Start Search**: A blue button to initiate the search, highlighted with a red box and a green arrow pointing to it.

Step 4

Click on the search results "Certificate Reference Number" Field.

SEARCH RESULTS

Click on the Certificate Reference Number to see more information about the document.

Filter: Show 10 entries

S/No.	Certificate Reference Number	Certificate Approval Date	Document Status	Transmission Status	Exporter's Name	Consignee's Name
1	ATIGAINBNDINDOUAT28APR2022ORG9301P	28-Apr-2022	Processed	Success	NOVISTA (M) SDN. BHD.	GRACE TRADING (PTE) LTD

Showing 1 to 1 of 1 entries

[Export to Excel](#) [Print Table](#)

[Start a New Search](#)

Step 5

You will be able to view the e-Form D details and download the PDF copy of the e-Form D.

(Please note that the PDF copy of the e-Form D is only a **preview copy**, and it is **not an official document** to be presented to the importing authority.)

ATIGA Form D (AMS to SG) Details

[Expand All](#) [Collapse All](#)

CERTIFICATE INFORMATION

Certificate Reference Number	ATIGAINBNDINDOUAT28APR2022ORG9301P
Document Status	Processed
Transmission Status	Success
Agreement Code	ATIGA
Document Type	Certificate of Origin (864)
Certificate Approval Date	28-Apr-2022 08:30:08
Issuing Country / Region	INDONESIA (ID)
Category	<ul style="list-style-type: none">DRW - DrawbackBCO - Back-to-Back COTCI - Third-Country InvoicingACL - AccumulationPCL - Partial CumulationEXH - ExhibitionDMS - De MinimisIRA - Issued Retroactively
Last Updated Date	(no value)
Last Updated By	(no value)

[Back](#) [Print Certificate](#)